

USE OF PHYSICAL RESTRAINT AND SECLUSION TECHNIQUES FOR STUDENTS WITH DISABILITIES

R 5561 USE OF PHYSICAL RESTRAINT AND SECLUSION TECHNIQUES FOR STUDENTS WITH DISABILITIES

A. Definitions

“Physical restraint” means holding a pupil or otherwise restricting his/her movements.

B. Physical Restraint Limitations

Physical restraint shall only be used by a school staff member in an emergency situation with the following limitations:

1. Limited to the use of only the reasonable force needed;
2. Discontinued immediately when the emergency no longer exists;
3. Implemented in such a way as to protect the health and safety of the pupil and others; and
4. Not deprive the pupil of basic human necessities.

C. Physical Restraint Training Requirements

The training requirements on the use of physical restraint shall be as follows:

1. Building level administrators and school staff members designated by the Principal likely to be confronted with the need to use physical restraint shall be trained on the use of physical restraint.
 - a. If, in the event of an emergency, a person(s) who has not received training uses physical restraint, training for the person(s) that used such restraint shall occur within thirty days of the incident.
2. Training must include techniques of prevention and de-escalation, as well as alternatives to physical restraint.



USE OF PHYSICAL RESTRAINT **AND SECLUSION TECHNIQUES FOR STUDENTS WITH DISABILITIES**

3. Training must include current professionally accepted practices and standards regarding behavior management and use of physical restraint.

D. Interventions

1. Classroom interventions may include, but not be limited to, the following strategies:

a. The staff member may ignore the behavior;

b. The staff member may redirect the pupil to a task with verbal or non-verbal prompts or gestures. Proximity helps, as may the use of gentle humor, when appropriate;

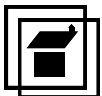
c. The staff member shall be clear, polite, and respectful when requesting the targeted behavior. The staff member may make eye contact and tell the pupil what to do such as "I can't teach when you are talking, throwing things, ..." or "Please stop and listen, read, write, ..." The staff member should remind the pupil of consequences and rewards if they comply with the staff member's request;

d. The staff member shall be polite at all times. The staff member may repeat steps a. through c. above and/or quietly give the pupil adequate wait time. Sometimes if the staff member moves on with the lesson the pupil may comply after the initial confrontation;

e. The staff member may advise the pupil to proceed to a time-out area in the classroom for a limited time (elementary and middle school); and

f. If classroom removal is required, the staff member shall follow school discipline procedures for notification and request for assistance if necessary.

2. Security interventions may include, but are not limited to, the staff member:

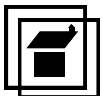


USE OF PHYSICAL RESTRAINT **AND SECLUSION TECHNIQUES FOR STUDENTS WITH DISABILITIES**

- a. Standing quietly in the doorway and asking the pupil to accompany the staff member;
- b. Informing the pupil of the violation of the school discipline code and procedure and assure the pupil they have the choice to leave the classroom quietly; and/or
- c. Using a minimal and gentle hold on arm to remove the pupil.

E. Use of Physical Restraint

1. If the pupil's behavior reaches the level defined as an emergency, physical restraint may be needed.
2. If necessary, the staff member may utilize approved physical restraint, using the least amount of force necessary.
3. If necessary, the staff member shall restrain the pupil until the emergency no longer exists (i.e. the pupil stops punching, kicking, spitting, damaging property, etc.).
4. The staff member shall immediately contact the appropriate administrator and school nurse and complete a written report on the physical restraint the staff member used during the emergency situation.
5. If physical restraint is used, the Principal or designee shall attempt to notify the parent/legal guardian by telephone of the use of physical restraint on the day it occurs and written notification of the incident shall be mailed to the parent within one school day after the use of physical restraint.
6. Written documentation, including the Principal's or designee's report and any staff member's report regarding the incident and the use of physical restraint shall be placed in the pupil's school file.

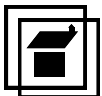


USE OF PHYSICAL RESTRAINT **AND SECLUSION TECHNIQUES FOR
STUDENTS WITH DISABILITIES**

7. The use of physical restraint is subject to the following requirements:
 - a. The pupil must possess a physical risk to him/herself, or others;
 - b. Physical restraint techniques shall consider the pupil's medical conditions and shall be modified as necessary;
 - c. Staff applying physical restraint shall have been trained in the safe application of physical restraint;
 - d. Pupils will not be subjected to physical restraint for using profanity or other verbal displays or disrespect, or for non-compliance. A verbal threat will not be considered as constituting a physical danger unless a pupil also demonstrates a means of or intent to carry out the threat;
 - e. In determining whether a pupil who is being physically restrained should be removed from the area where the restraint was initiated, the supervising staff should consider the potential for injury to the pupil, the pupil's need for privacy, and the educational and emotional well being of the other pupils in the vicinity;
 - f. A pupil shall be released from physical restraint immediately upon a determination by the staff member administering the restraint that the pupil is no longer in imminent danger of causing harm to him/herself, others, or imminent property destruction; and
 - g. The pupil shall be examined by the school nurse after any restraint.

[See POLICY ALERT Nos. 192 and 215]

**R 5561 USE OF PHYSICAL RESTRAINT AND SECLUSION
TECHNIQUES FOR STUDENTS WITH DISABILITIES**



USE OF PHYSICAL RESTRAINT AND SECLUSION TECHNIQUES FOR STUDENTS WITH DISABILITIES

A. Definitions

“Physical restraint” means the use of a personal restriction that immobilizes or reduces the ability of a student to move all or a portion of his or her body.

“Seclusion technique” means the involuntary confinement of a student alone in a room or area from which the student is physically prevented from leaving, but does not include a timeout.

“Timeout” means a behavior management technique that involves the monitored separation of a student in a non-locked setting, and is implemented for the purpose of calming.

B. Physical Restraint

A school district, an educational services commission, or an approved private school for students with disabilities (APSSD) that utilizes physical restraint on students with disabilities shall ensure that:

1. Physical restraint is used only in an emergency in which the student is exhibiting behavior that places the student or others in immediate physical danger;
2. A student is not restrained in the prone position, unless the student’s primary care physician authorizes, in writing, the use of this restraint technique;
3. Staff members who are involved in the restraint of a student receive training in safe techniques for physical restraint from an entity determined by the Board of Education to be qualified to provide such training, and that the training is updated at least annually;
4. The parent of a student is immediately notified when physical restraint is used on the student. This notification may be by telephone or electronic communication. A full written report of the incident of physical restraint shall be provided to the



USE OF PHYSICAL RESTRAINT **AND SECLUSION TECHNIQUES FOR STUDENTS WITH DISABILITIES**

parent within forty-eight hours of the occurrence of the incident;

5. Each incident in which physical restraint is used is carefully and continuously visually monitored to ensure it was used in accordance with established procedures set forth in Policy and Regulation 5561 – Use of Physical Restraint and Seclusion Techniques for Students with Disabilities, developed in conjunction with the entity that trains staff in safe techniques for physical restraint, in order to protect the safety of the child and others; and
6. Each incident in which physical restraint is used is documented in writing in sufficient detail to enable staff to use this information to develop or improve the behavior intervention plan at the next individualized education plan meeting.

A school district, an educational services commission, and an APSSD shall attempt to minimize the use of physical restraints through inclusion of positive behavior supports in the student's behavior intervention plans developed by the individualized education plan team.

C. Physical Restraint Training Requirements

The training requirements on the use of physical restraint shall be as follows:

1. Building level administrators and school staff members who are involved in the restraint of a student shall receive training in safe techniques for physical restraint from an entity determined by the Board to be qualified to provide such training.
 - a. The Principal or designee shall determine the school staff members that shall receive training in safe techniques for physical restraint of a student.
 - b. Training may include techniques of prevention and de-escalation, as well as alternatives to physical restraint.



USE OF PHYSICAL RESTRAINT AND SECLUSION TECHNIQUES FOR STUDENTS WITH DISABILITIES

- c. Training may include current professionally accepted practices and standards regarding behavior management.
- d. The training program in safe techniques for physical restraint shall be updated at least annually.

D. Interventions

- 1. Classroom interventions may include, but not be limited to, the following strategies:
 - a. The staff member may ignore the behavior;
 - b. The staff member may redirect the student to a task with verbal or non-verbal prompts or gestures. Proximity and the use of gentle humor may help, when appropriate;
 - c. The staff member shall be clear, polite, and respectful when redirecting the student's behavior. The staff member should make eye contact and tell the student what to do such as "I can't teach when you are talking, throwing things, ..." or "Please stop and listen, read, write, ..." The staff member should remind the student of consequences for non-compliance and rewards if they comply with the staff member's request;
 - d. The staff member shall be polite at all times. The staff member may repeat steps a. through c. above and quietly give the student adequate wait time. If the staff member moves on, the student may comply after the initial confrontation if attention goes back to the lesson;
 - e. The staff member may advise the student to proceed to a time out area in the classroom for a limited time (elementary and middle school); and



USE OF PHYSICAL RESTRAINT **AND SECLUSION TECHNIQUES FOR STUDENTS WITH DISABILITIES**

f. If classroom removal is required, the staff member shall follow school discipline procedures for notification and request for assistance if necessary.

2. Security interventions may include, but are not limited to, the staff member:

a. Standing quietly in the doorway and asking the student to accompany the staff member; and

b. Informing the student of the violation of the school discipline code and procedure and assure the student they have the choice to leave the classroom quietly.

E. Use of Physical Restraint

1. If necessary, the staff member shall restrain the student until the emergency no longer exists (i.e. the student stops punching, kicking, spitting, damaging property, etc.).

2. The school staff member shall immediately contact the appropriate administrator and school nurse and complete a written report on the physical restraint the staff member used during the emergency situation.

3. The Principal's or designee's or any school staff member's report regarding the incident shall be documented in writing in sufficient detail to enable staff to use this information to develop or improve the behavior intervention plan at the next individualized education plan meeting. The documentation of physical restraint shall be placed in the student's school file.

4. The use of physical restraint is subject to the following additional requirements:

a. Physical restraint techniques shall consider the student's medical conditions and shall be modified as necessary;



USE OF PHYSICAL RESTRAINT **AND SECLUSION TECHNIQUES FOR STUDENTS WITH DISABILITIES**

- b. Students shall not be subjected to physical restraint for using profanity, other verbal displays or disrespect, or for non-compliance. A verbal threat will not be considered as constituting a physical danger unless a student also demonstrates a means of or intent to carry out the threat;**
- c. In determining whether a student who is being physically restrained should be removed from the area where the restraint was initiated, the supervising staff should consider the potential for injury to the student, the student's need for privacy, and the educational and emotional well-being of the other students in the vicinity;**
- d. A student shall be released from physical restraint immediately upon a determination by the staff member administering the restraint that the student is no longer in imminent danger of causing harm to himself/herself, others, or imminent property destruction; and**
- e. The student shall be examined by the school nurse after any restraint.**

F. Seclusion Techniques

A school district, an educational services commission, or an APSSD that utilizes seclusion techniques on students with disabilities shall ensure that:

- 1. A seclusion technique is used on a student with disabilities only in an emergency in which the student is exhibiting behavior that places the student or others in immediate physical danger;**
- 2. Each incident in which a seclusion technique is used is carefully and continuously visually monitored to ensure that it was used in accordance with established procedures set forth in Policy and Regulation 5561 – Use of Physical Restraint and Seclusion Techniques for Students with Disabilities, developed in conjunction with the entity that trains staff in safe**



USE OF PHYSICAL RESTRAINT **AND SECLUSION TECHNIQUES FOR
STUDENTS WITH DISABILITIES**

techniques for physical restraint, in order to protect the safety of the child and others; and

3. Each incident in which a seclusion technique is used is documented in writing in sufficient detail to enable staff to use this information to develop or improve the behavior intervention plan at the next individualized education plan meeting.

A school district, an educational services commission, and an APSSD shall attempt to minimize the use of seclusion techniques through inclusion of positive behavior supports in the student's behavior intervention plans developed by the individualized education plan team.

Issued: 12 May 2011

1st Reading 10 May 2018

